GFMJ(OPzV) Series
VRLA Gel Battery
GFMJ-2000

HELIOS POWER SOLUTIONS

www.heliosps.com

Main Applications

Deep cycling energy storage application
Solar& wind energy storage system
Off-grid & bad-grid hybrid sites
Floating applications for telecom sites

Benefits

Long life design for cyclic or float application
Excellent charge acceptability and deep cycling performance
Excellent over discharge recovery capability
Superior charging & discharging ability in low current
Extend service life under high temperature

Dimensions :

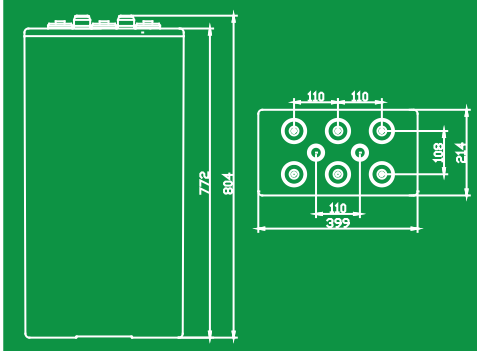

Attain certificate :

- ☑ ISO 9001: 2008
- ☑ ISO 14001: 2004
- ☑ GB/T 28001- 2011
- ☑ UL
- ☑ CE

Technical Features

According to DIN-40742 standards, Design life of 20 years
Tubular plate & special gel electrolyte, which can prevent active material falling and avoid acid stratification
High stability and security, millions of batteries are in service
Higher thermal capacity & better thermal diffusivity

Technical Parameters

Normal Voltage	2V
Capacity	2000Ah @ 10hr to 1.80V @25˚C(77˚F)
Weight	154.5kg (340.61 lb)
Dimensions	Length:399mm(15.71in) Width:214mm(8.43in) Height:772mm(30.39in) Total height:804mm(31.65in)
Internal Resistance (full charged)	0.22mΩ @ 25˚C(77˚F)
Short- circuit current	8903A
Self Discharge @25˚C(77˚F)	Less than 4% after 28 days storage
Operating Temperature Range	Discharge: -20˚C ～ 50˚C(-4˚F ～ 122˚F) Charge: -20˚C ～ 50˚C(-4˚F ～ 122˚F) Storage: 5˚C ～ 40˚C(41˚F ～ 104˚F)
Recommended Operating Temperature	20˚C ～ 25˚C (68˚F ～ 77˚F)
Recommended Charging Current	300A
Charging Voltage @25˚C(77˚F)	Float: 2.23 V/cell Equalize: 2.35 V/cell
Terminal	M10
Container Materials	ABS/ABS V0 (Optional)
Capacity Affected by Temperature	105 % @ 40˚C 74% @ 0˚C 50 % @ -20˚C
Design life @25°C	20 years

V2.0 20160910EN

GFMJ(OPzV) Series
VRLA Gel Battery
GFMJ-2000

HELIOS POWER SOLUTIONS

www.heliosps.com

• Constant Current Discharge Characteristics Unit: A (25ºC,77ºF)

F.V/Time	1hr	1.5hr	2hr	3hr	4hr	5hr	8hr	10hr	20hr	100hr	120hr
1.90V	696	620	520	410	331	282	205	170	91.04	23.65	20.14
1.85V	792	680	576	453	365	311	218	181	100.1	24.90	21.21
1.80V	984	860	676	520	418	351	240	210	104.4	25.77	21.95
1.75V	1100	946	720	544	435	363	246	214	108.3	26.41	22.50

• Constant Power Discharge Characteristics Unit: W/cell (25ºC, 77ºF)

F.V/Time	1hr	1.5hr	2hr	3hr	4hr	5hr	8hr	10hr	20hr	100hr	120hr
1.90V	1010	942	873	725	621	540	392	338	182.1	47.30	40.28
1.85V	1188	1090	992	816	688	595	426	367	198.2	49.30	42.00
1.80V	1643	1437	1231	990	815	691	488	409	204.6	50.51	43.02
1.75V	1835	1601	1367	1071	861	716	488	409	209.0	50.97	43.43

• Performance curve

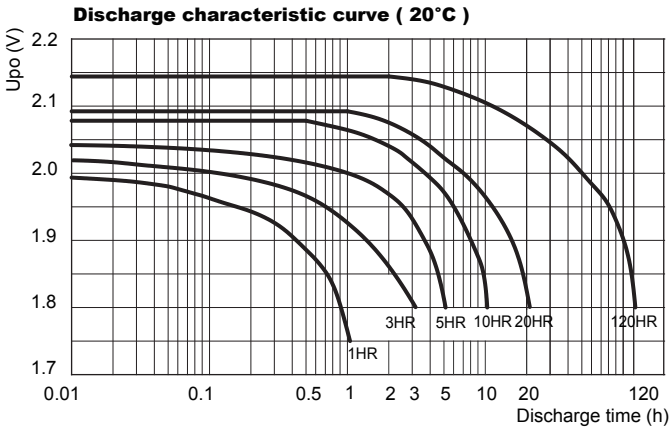

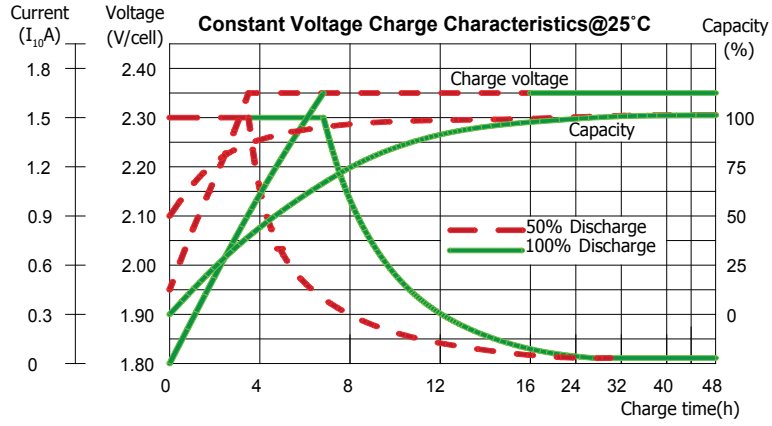

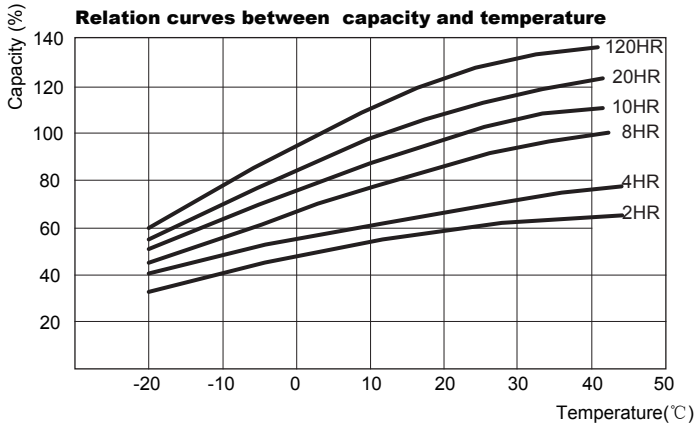

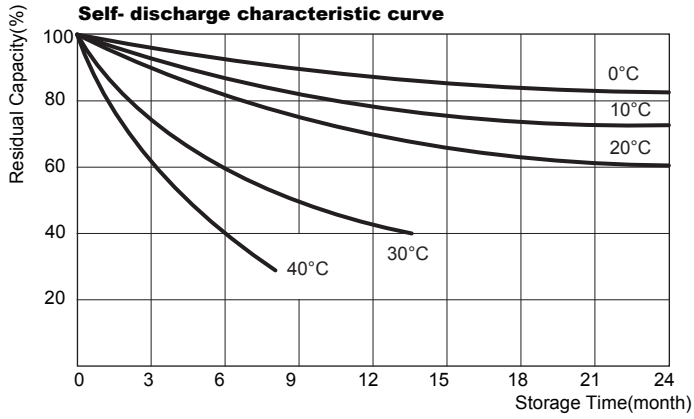

Declaration :This information is generally descriptive only and is not intended to make or imply any representation, guarantee or warranty with respect to any cells and batteries. Cell and battery designs/specifications are subject to modification without notice. Contact HELIOS for the latest information.

Welcome to Visit :www.heliosps.com