

CSI200-FT SERIES

DC / AC Sine Wave Inverters: 200 VA



General Specifications

Input Voltage	24VDC, 36VDC, 48VDC, 125VDC. <ul style="list-style-type: none">Other input voltage options on request
Input Range	±-15% of input, other options on request
Input Protection	Inrush current limiting Internal safety fuse, Reverse Polarity Protection
Isolation	For input > 60vdc: Input – Output: 2250vdc For input <60vdc: Input – Output: 1500vdc <ul style="list-style-type: none">Other options on request
EMI	EN55011 Class A conducted
Immunity	EN 61000-4
Output voltage	115VAC / 230VAC options Isolated / Floating output Neutral can be connected to earth terminal if required.
Output Waveform	Sinusoidal
Harmonic Distortion	Less than 5% at 100% load.
Output Freq.	50Hz, 60Hz, 400Hz options
Load Crest Factor	Maximum 3% at 90% load
Output Power	200VA
Regulation	Load: ±2% from 10% to 100% load step. Line: ±1.0% over input range
Output Noise	High Frequency ripple is better than 500mVrms (20MHz BW)
Protection	Current limiting with short circuit protection Self re-setting thermostat for thermal protection
Output Over Voltage Protection	Output voltage is limited by internal supply voltage
Efficiency	Input voltage / model dependent typically 80% at 100% load
Operating Temp	0°C to +50°C at rated load. Other options on request
Cooling	Convection / Conduction cooled
Shock & Vibration	Designed to meet IEC61373 Cat 1 A & B
Humidity	5-95% non-condensing
MTBF	>130,000 hrs at 45°C
LED Indicator	Optional
Connector	Terminal block, other options on request
Dimensions	132 x 62 x 300mm (F3)
Weight	2kg

Features

- Sinusoidal output waveform
- 200VA output power
- Convection cooled – No Fans
- Frequency options 50Hz / 60Hz / 400Hz
- Wide range of input options: 24 ~ 125VDC
- Optional output fail alarm on some models
- Low profile 62mm
- Rugged design for harsh environments
- Full electronic protection
- Non standard input voltage options
- **RSI series (Rail Spec)** -option

Description

The **CSI200** is rugged DC/AC inverter uses field proven, microprocessor controlled high frequency PWM technology to generate 200VA output power with pure sine wave output voltage.

It is a mature design with a track record in numerous applications. The DC/DC input stage boosts the input voltage to a higher DC voltage, which feeds the DC/AC inverter to generate the required AC output.

The use of high frequency conversion enables a compact construction, low weight and high efficiency. The unit has full electronic protection. The input and output are filtered for low noise. Cooling is via baseplate to a heatsinking surface and by natural convection.

Options (may not be available on all combinations)

Alarms	Output Fail Alarm: voltage free relay contacts
Remote Inhibit	Remote ON / OFF
Ruggedized	Conformal coating and Ruggedization for use in harsh environments.
Slow Start	Slow start up option for powering fans
Connector	A variety of terminals / connectors available to suit special customer requirements
Rack Mount	2U x 19in Rack Mount

Model No Example:

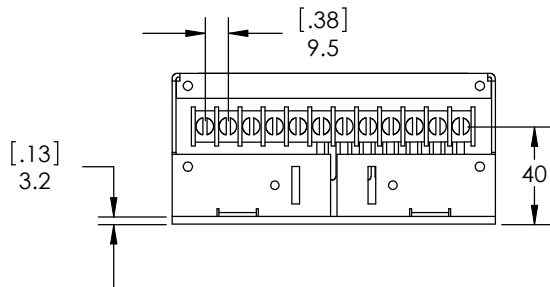
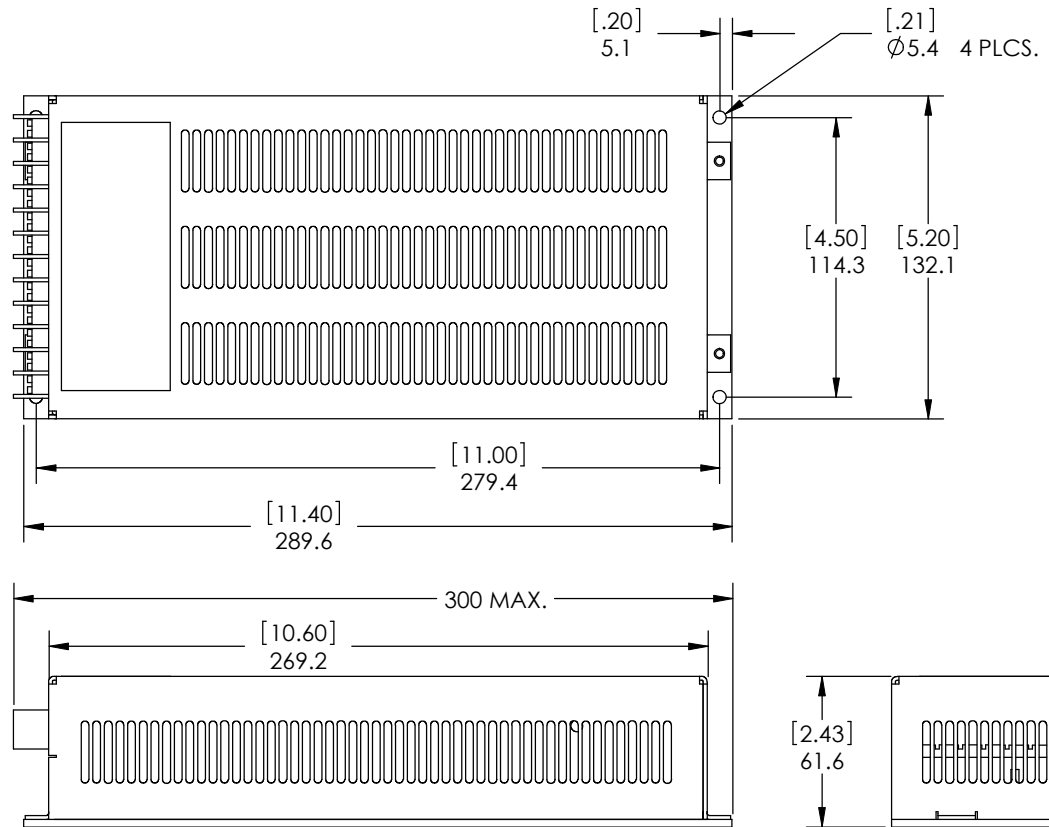
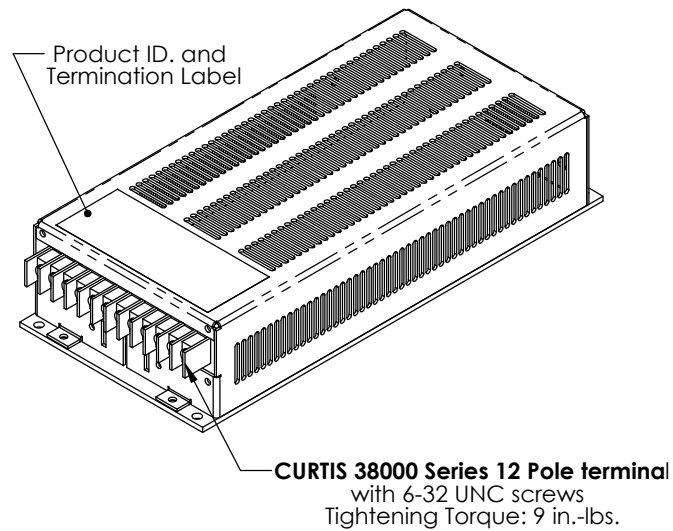
CSI200-4E-FT (48VDC / 230VAC 50Hz)

CSI	Power	Input Vdc	Output	FT
CSI	200	2 = 24V	A = 115V/60Hz	Std Package
		3 = 36V	E = 230V/50Hz	
		4 = 48V	M = 115V/400Hz	
		7 = 72V		
		9 = 96V		
		108 = 108V		
		5 = 125V		

1. Standard input / Output combinations are illustrated.
2. Non standard combinations are available on request
3. Final Part no will be allocated at time of order to reflect customer specifications and options.

CSI200-FT SERIES

DC / AC Sine Wave Inverters: 200 VA



Case material: Aluminum 5052-H32
Finish: clear Iridite as per MIL-C-5541E Class 3
Typical weight: 2Kg [4.4 lbs.]

DIMENSIONS ARE IN MILLIMETERS
[Inches] TOLERANCES ON
DECIMALS: XXX \pm 0.2mm
XX \pm 0.3mm
ANGLES: \pm 2°
FRACTIONS: \pm 0.4mm
UNLESS OTHERWISE STATED

THIS DOCUMENT IS THE PROPERTY
OF AMTEX ELECTRONICS LTD.
ITS CONTENTS ARE PROPRIETARY AND
MAY NEITHER BE COPIED, REPRODUCED
NOR ITS CONTENTS DISCLOSED TO OTHERS
WITHOUT PRIOR WRITTEN AGREEMENT
FROM AMTEX ELECTRONICS LTD.

Title:		OUTLINE DRAWING	
Model No:		F3 Package	
SIGNATURES (ON PRINTED MASTER ONLY)			
Checked by:		Approved by:	