

# HBL2KF SERIES

AC/ DC Power Supply High Voltage Output: 2000 Watts



## General Specifications

<b>Input Voltage</b>	230vac ( 195 ~ 264 )
<b>Frequency</b>	47 – 63Hz
<b>Input Protection</b>	Inrush current limiting Input Fuse
<b>Isolation</b>	Input - Output 4300vdc Input - Chassis 2250vdc Output - Chassis 500vdc
<b>EMI</b>	EN55022 class A
<b>Switching Freq.</b>	55KHz
<b>Output voltage</b>	See table
<b>Output Power</b>	2000 watts
<b>Voltage adjustment</b>	Customer specified
<b>Redundancy Diode</b>	Optional for N+1 Applications
<b>Regulation</b>	Line / Load : $\pm 1\%$ combined 10% to 100% load
<b>Dynamic Response</b>	5% voltage deviation for 10% to 50% load step with 1msec recovery
<b>Output Ripple /Noise</b>	Typically 1% pk-pk or 0.2% rms 20MHZ BW
<b>Output Protection</b>	Over voltage protection Current limiting ( Constant Current ) Short circuit protection Thermal protection
<b>Efficiency</b>	Model dependent typically 85%
<b>Operating temp.</b>	0° C to +50°C at 100% load Derate 2.5% per °C to 65°C
<b>Cooling</b>	Forced Fan, by two built-in fans
<b>Environmental protection</b>	Basic ruggedizing. Extended ruggedizing and conformal coating available as an <b>option</b>
<b>MTBF</b>	Typically 100, 000 hrs
<b>Indicators</b>	Optional LED
<b>Connector</b>	Input terminal block. Output terminal block or threaded studs Other options on request
<b>Dimensions</b>	349 x 236 x 65 mm ( FF6 )
<b>Weight</b>	3.6kg

## Features

- Designed for high voltage output 24 ~ 125vdc
- Rugged design for industrial applications
- Fully isolated input – output 4300VDC
- Over voltage protection & Overload protection
- Overload and short circuit protection
- MTBF > 100,000hrs
- Specials input / output combinations on request.
- Suitable for battery charging applications - Option
- N+1 Redundancy –option
- Output DC Fail alarm -option
- Suitable for Battery Charging applications

## Description

The **HBL2KF** AC/DC Power Supply is designed for high voltage applications up to 125VDC and it's based on the 1KW unit with fan cooling.

This rugged, industrial quality power supply uses field proven topology. It is a mature design with an excellent track record in numerous applications.

An optional built-in redundancy diode allows parallel connection to achieve higher output power or N+1 redundancy, with output DC Fail alarm.

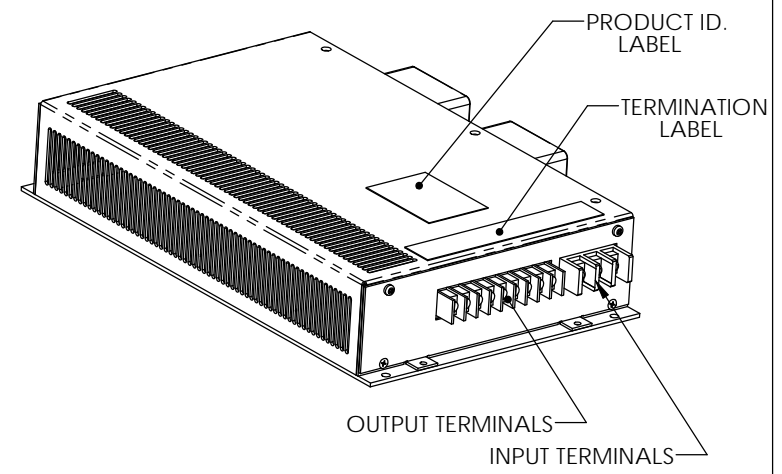
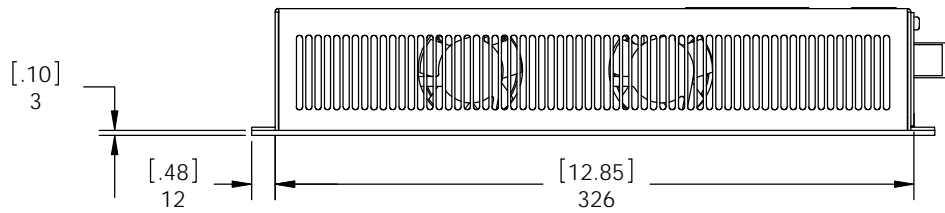
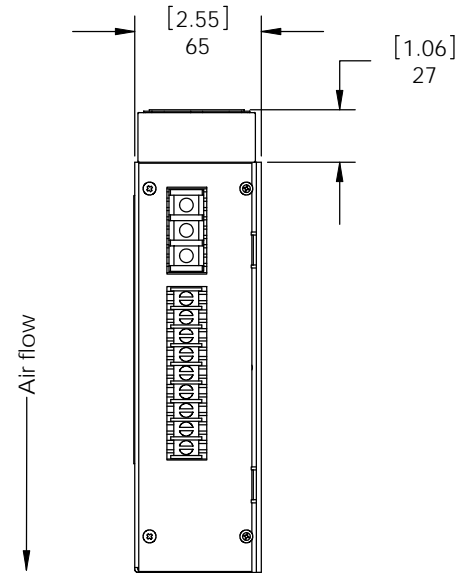
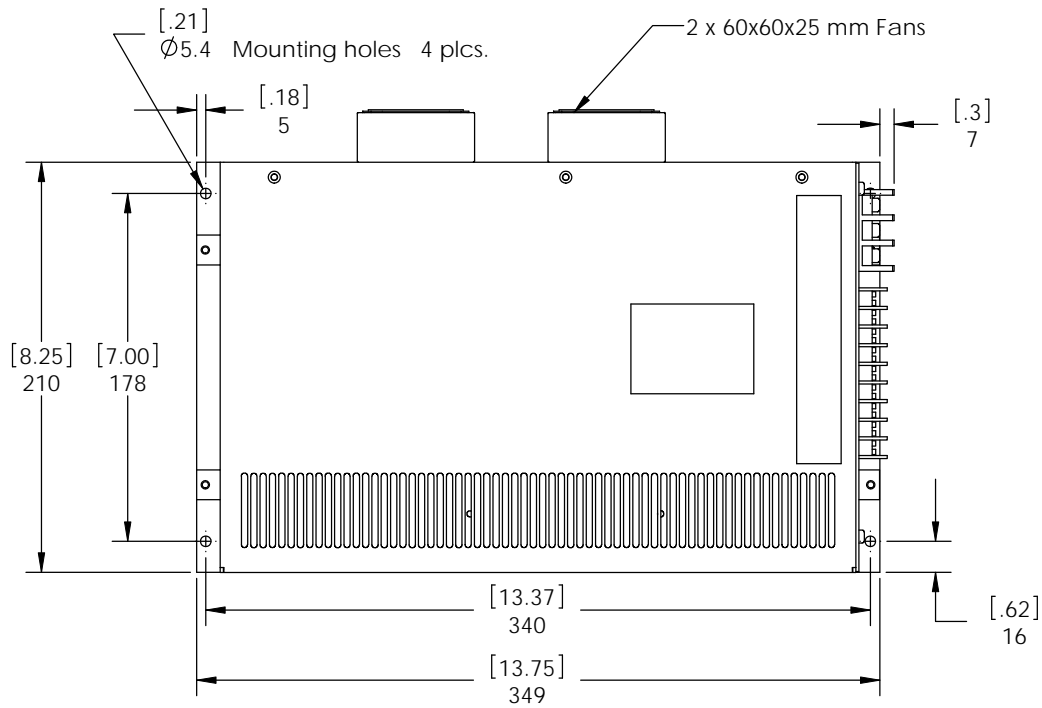
This chassis-mount design is optimized for low component count and high efficiency. The use of components with established reliability results in high MTBF.

## Options

<b>Output Voltage</b>	Special voltage outputs
<b>Terminals</b>	Customer specified connectors
<b>N+1 Redundancy</b>	Output redundancy diode & Alarm
<b>Ruggedizing</b>	Extended ruggedizing and conformal coating available.
<b>Remote Control</b>	Remote ON / OFF

Model	Input V	Outputs V	A	Power W
<b>HBL2KF-24FT</b>	230VAC	24V	83A	1990W
<b>HBL2KF-28FT</b>	230VAC	28V	71A	1990W
<b>HBL2KF-36FT</b>	230VAC	36V	55A	1990W
<b>HBL2KF-48FT</b>	230VAC	48V	42A	2000W
<b>HBL2KF-56FT</b>	230VAC	56V	36A	2000W
<b>HBL2KF-110FT</b>	230VAC	110V	18A	2000W
<b>HBL2KF-125FT</b>	230VAC	125V	16A	2000W

- Other voltage options available from 24 ~ 125V.



DIMENSIONS ARE IN MILLIMETERS  
 [INCHES] TOLERANCES ON  
 DECIMALS: XXX ± 0.2mm  
 XX ± 0.3mm  
 ANGLES: ± 2°  
 FRACTIONS: ± 0.4mm  
 UNLESS OTHERWISE STATED

Title:	OUTLINE DRAWING	---
	FF6 Package with barrier terminals	www.heliosps.com